


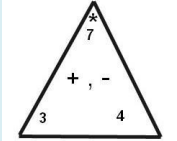


Year 2, 2020 Homework Heroes!



Term: 1 Week: 6 My homework book must be handed in on **THURSDAY 12TH MARCH.**

The top row of activities **MUST** be done. Choose one or more of the bottom row. If I do all activities I will receive a special *scratch and sniff sticker!*

Ask a parent or family member to sign each box that you complete over the week.

<p>SPELLING – WEEK 6 WORDS</p> <p>Practise my 10 spelling words four times in my homework book.</p> <p>I need to write out my words using TWO colours: CONSONANTS in one colour and VOWELS in the other colour.</p>	<p>READ EVERY DAY</p> <p>Read aloud to a parent or family member all seven days of the week. If you accidentally forget your reader, read a shopping list, a book from home, a magazine, a supermarket list – READ SOMETHING ALOUD! They can sign below here if you do this...</p> <p>EVERY DAY!</p>	<p>ENGLISH</p>  <p>Complete the 'five finger sentence' activity on the next page. Remember: a noun is a naming of a person, place or thing. The verb in the sentence is the thing it does.</p>	<p>MATHS : FACT FAMILIES</p> <p>Three numbers can work together to make a happy 'Fact Family'.</p> <p> $3 + 4 = 7$ $4 + 3 = 7$ $7 - 4 = 3$ $7 - 3 = 4$ </p>  <p>When you do this on a triangle, it's easiest to put the largest number at the top. Create a fact family triangle with two addition and two subtraction sums beside it for each of these sets of numbers: 20 4 16 17 3 14 25 6 19</p>
<p>Signature:</p>	<p>Signature:</p>	<p>Signature:</p>	<p>Signature:</p>
<p>ENGLISH</p> <p>Rewrite these words - you get to use colours! Pick your favourite colour and write the BLEND or BLENDS in of each word in that colour! Use a second colour for the rest of the word. (Blend: 2 or 3 letters that go together). eg. plane spit grey blood plastic blob dribble glue stomp crab fry</p>	<p>MATHS</p> <p>Skip count aloud in FIVES up to 100, four times over the week. Do this loudly in your backyard!</p> 	<p>HASS</p> <p>Find something that is old at your house and draw a picture of it using coloured pencils or crayons. If you are not sure, ask your family to help you pick something 'old' that is interesting in your home. PS. It cannot be your parents or grandparents! 😊</p>	<p>RELIGION</p> <p>Share your Lenten promise with your family. Ask them if they are giving anything up before Easter.</p> 
<p>Signature:</p>	<p>Signature:</p>	<p>Signature:</p>	<p>Signature:</p>

Year 2, 2020 Homework Heroes!

Term: 1 Week: 6 My homework book must be handed in on THURSDAY 12TH MARCH.

FIX THESE SENTENCES!

To make a five finger sentence, we MUST have: a capital, full stop, noun, verb and it must make sense. Uh oh! PROBLEM! Each line below is meant to be TWO sentences. Re-write as two correct sentences underneath and make sure everything has the right full stops or question marks and capital letters.

1. the banana was squishy rory ate it anyway (4)

2. who are you you look like chelsea (5)

3. the zoo trip was cool we saw a lot in melbourne (5)

4. i lost my ball is it in the drain (4)

5. ethan kicked a soccer ball the ball flew to south hedland (6)
