


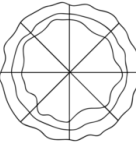


YEAR 2 HOMEWORK SUPER STARS!

Term: 3 Week: 6 My homework book must be handed in on **TUESDAY, 28th August**

The top row of activities **MUST** be done. Choose one or more of the second row. Feel free to do all activities for a special sticker and class money!

<p>SPELLING</p> <p>Practise my WEEK 7 spelling words FOUR times in my homework book by doing LOOK – COVER- WRITE – CHECK!</p> <p>Our test day is TUESDAY. Use four colours for: Single consonants (eg. l, p, m) Single vowels (aeiou) Blends (st, sp, nd, rd, pl, spl etc) Digraphs (ee, oo, ch, th, sh, ou, ea etc)</p>	<p>SIGHT WORDS/NEW WORDS</p> <p>SIGHT WORDS: Students doing Magic 800 words, ask a family member or friend to listen to you say your sight word card every day and ask to be tested at school as soon as you're ready!</p> <p>NEW WORDS: We have had some great new words. Write the meaning for each of these first. Then put each in a sentence that shows you understand the meaning. <i>Antarctica penguin scientific</i></p>	<p>READING</p> <p><i>This semester I must hand in my reading log EVERY TUESDAY to show my reading efforts each day!</i> <i>I must also have a grown up sign my books.</i></p> <p><i>Read my home reader or novel for 15 minutes EVERY DAY for a signature. Read aloud to mum or dad or a special carer as part of this. READ SOMETHING</i></p> <p>EVERY DAY!</p>	<p>MATHS</p> <p>Each week we now have a Triple M challenge: <i>Mental Maths Mania.</i></p> <p>This will be on the second sheet of the homework page and you must do this.</p>	<p>GEOGRAPHY: OUR CONTINENT: ANTARCTICA</p> <p>Write down 10 facts you know or have learnt about Antarctica. Put them in a neat list labelled 1-10. Ask at home for ideas if you can't recall 10 facts from what we have learnt at school in our travels.</p>
<p>Signature:</p>	<p>Signature:</p>	<p>Signature:</p>	<p>Signature:</p>	
<p>ENGLISH</p> <p>Write a short story called, "Antarctic Adventure", using all of your spelling words for the week!</p>	<p>MATHS: FRACTIONS Colour the fraction for each shape.</p> <p>$\frac{1}{2}$ </p> <p>$\frac{3}{4}$ </p> <p>$\frac{2}{5}$  $\frac{7}{8}$ </p>	<p>GEOGRAPHY</p> <p>Remind your parents and carers to tell everyone about our postcard project and to sign up to follow our website: www.1Ostarairlines.wordpress.com</p>	<p>ARTS</p> <p>Draw a picture of you being an explorer in Antarctica. Include five things in your picture that show you are definitely in Antarctica.</p>	<p>HOME</p> <p>This week's focus: <i>manners</i> Work hard on saying, 'excuse me' when asking an adult a question before jumping in when they are already talking. Work hard on saying, 'pardon' when you ask for something to be said again. Not, 'Wha??'</p>
<p>Signature:</p>	<p>Signature:</p>	<p>Signature:</p>	<p>Signature:</p>	<p>Signature:</p>

YEAR 2 HOMEWORK SUPER STARS!

Term: 3 Week: 6 My homework book must be handed in on TUESDAY, 28th August

Mental Maths Mania!

1. Continue this pattern...

5	15	25								

2. Skip count in 50c from 50c

50c	\$1.00										
-----	--------	--	--	--	--	--	--	--	--	--	--

3. Draw coins to show 2 different ways to make \$5.00

4. Draw coins to show 2 different ways to make 50c

5. What is the time?



Quarter to _____ OR _____ : 45



_____ Quarter past OR _____ : 15



Half past _____ OR _____ : 30



Quarter to _____ OR _____ : 45